



Product Catalogue

2023

MOR ELMA YAYINCILIK



HAKKIMIZDA:

Mor Elma Yayıncılık, 2015 yılında İstanbul'da kurulmuştur. Sektöründeki yenilikçi ve öncü çalışmalarını, yeni nesil tasarım ve teknolojilerle sunmaktadır. Hazırladığı tüm yayınlarda, alanında uzman kişilerle çalışmaktadır.

Mor Elma Yayıncılık, kurulduğu günden itibaren eğitim dalında hazırladığı yayınlarla, yayıncılık sektöründe önemli bir yer edinmiştir. 2022 yılında Türkiye ve Kuzey Kıbrıs Türk Cumhuriyeti de dahil olmak üzere 200'ün üzerinde bayisi bulunmaktadır.

İlk günden bugüne, yayınlarında çağın teknolojilerini kullanarak yenilikçi bir bakış açısıyla güncel konulara yer vermektedir. Yayınlarını, bilimsel araştırmaları temel alan bir anlayışla hazırlamayı misyon edinmiştir.

Yayın içeriğinde;

okul öncesi eğitim setleri, aktivite kitapları, hikâye kitapları, kavram kitapları, zekâ oyunu kitapları, boyama kitapları, ilkökul eğitim ve hikâye kitapları, aktivite kitapları yer almaktadır.

Mor Elma Yayıncılık, hassas ilkeleri doğrultusunda, çalışmalarını aynı disiplinle devam ettirmeyi ve yayıncılık sektöründeki yenilikçiliğini ve öncülüğünü, kalitesinden ödün vermeden devam ettirmeyi planlamaktadır.

Mor Elma Yayıncılık

www.morelmayayincilik.com

info@morelmayayincilik

[/morelmayayincilik](https://www.instagram.com/morelmayayincilik)

0543 667 35 62

Necip Fazıl, Kartal Sk. No:4/a, 34912 Sultanbeyli/İstanbul

ABOUT US:

Mor Elma Publishing, was established in 2015 in Istanbul. It presents its innovative and pioneering works in the sector with new-generation designs and technologies. We work with experts in their field in all their publications.

Mor Elma Publishing, since the day it was founded, it has become an essential place in the publishing sector with its publications in the field of education. In 2022, it has over 200 dealers, including Turkey and the Turkish Republic of Northern Cyprus.

Since our first day, we have been using contemporary technologies in our publications and also include current issues with an innovative perspective. The mission is to prepare the publications with an understanding based on scientific research.

In our publishing content:

There are preschool education sets, activity books, story books, concept books, mind game books, coloring books, primary school education and story books, and activity books.

Mor Elma Publishing, in line with sensitive principles, plans to continue to work with the same discipline and keep innovating and leading the publishing sector without compromising its quality.









Mor Elma Publishing



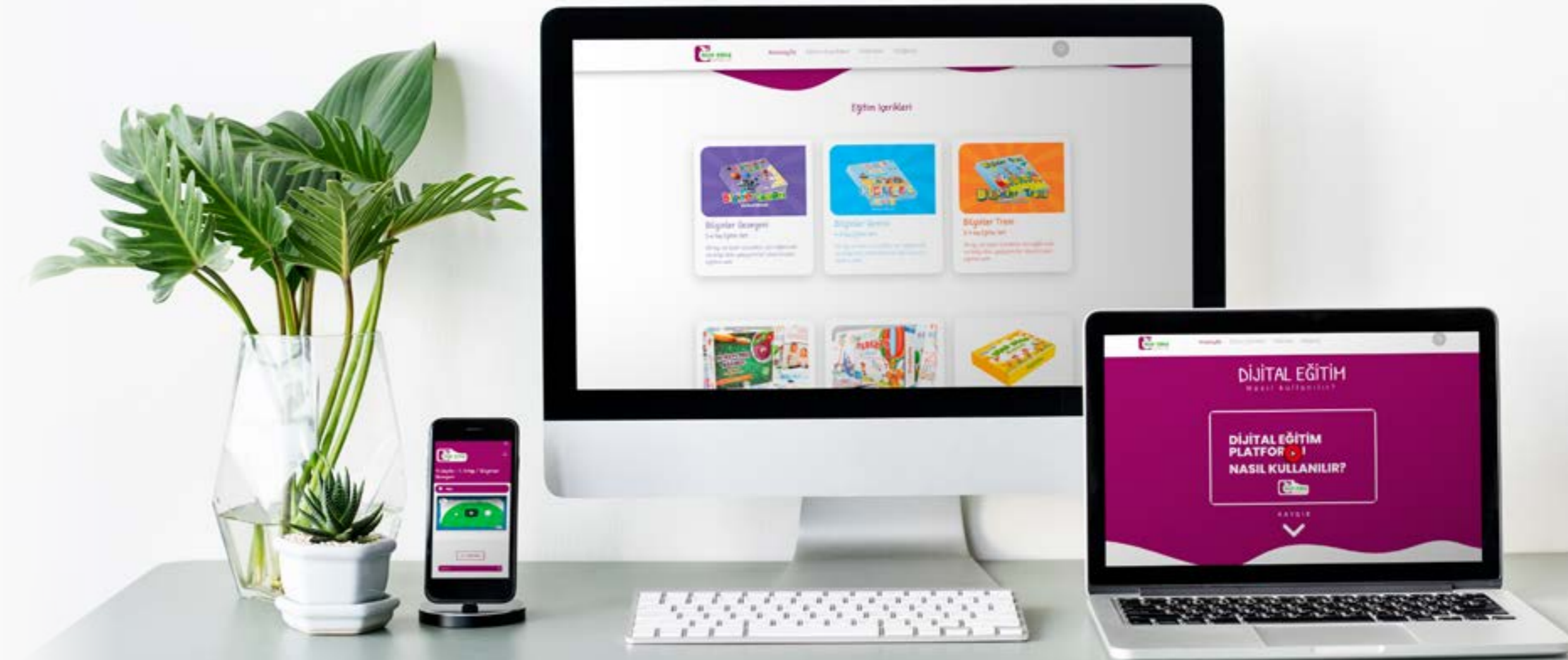
Digital Education Platform

Our products are prepared in accordance with digital education. By installing a **QR code** reader on your mobile phone or tablet, you can scan the codes on the worksheets, or you can access our digital education platform and content on the **egitim.morelmayayincilik.com**

website. By choosing the product you purchased from the educational content, you can choose applications, books, videos, plans, etc. You can use the content online.

-  ANIMATION, EDUCATIONAL VIDEO
-  VOICE, POETRY, SONG, VOCALISING
-  CUT AND PASTE ACTIVITIES
-  STORY, TALE CONTENT
-  STICKER PAGES
-  SMART BOARD APP
-  WRITE-ERASE PAGES
-  DIGITAL EDUCATION SYSTEM, DOWNLOADABLE CONTENT, SUITABLE FOR DISTANCE EDUCATION

You can explore the features in the set by examining the icons used.





F U T U R E



Product Information

AGE	5-6
INFORMATION	23x29,7 cm Spiral, American Binding, Saddle Stitch
CONTENTS	Communication Science Human Science Health Science Space Science Science-Natural Science Engineering and Technology Science Linguistics Experiments Advanced Mathematics Special Days School at Home My Dream World Progress Report Certificate of Achievement



Countries that keep up with developments in the 21st century have had strong economies. Countries that keep up with the times focus on raising individuals who will produce products that will meet new needs. Raising individuals who will meet the needs of the age we live in is important for our society to have a strong country in every sense.

Education should start from preschool to provide 21st century skills. The main 21st century skills are the ability to communicate, act sensitively, develop a unique perspective, solve problems, take responsibility, creativity, technological literacy, and critical thinking skills.

With **The Future Preschool Education Set**, it is aimed to gain 21st century skills in preschool. The books are entertaining and contain attractive, understandable technical features. Books; sticker pages, write-erase pages, observation pages, etc. It has been prepared using different features.

The Future 21st Century Preschool Education Set provides easy and effective use with its special size and spirals. The size of the books is 23x29,7 cm. Vegetable dyes suitable for children's health are used in the books. You can access videos and animated pages by scanning the **QR codes** on the pages with the application you will install on your phone. The training set has specially prepared smart board applications.

The Future Series has been prepared in accordance with digital and distance education. You will be able to access all educational materials of the set (plan, bulletin, video, song, poem, book contents, smart board application, etc.) at **egitim.morelmayayincilik.com**.

Scan the QR code to access the educational content.




In **The Future Education Set**, there are a total of 12 training books, 6 of which will be sequentially and 6 of which will be processed according to daily plan activities during the education process. The number of pages of the books varies according to the number of weeks and the topics to be covered. Daily plans include when and which book and which page will be processed. In addition, a digital calendar has been prepared in which the educator can regularly follow which books to use on which day.




Communication skills come first among the skills expected from business people of the future in the 21st century. The foundations of these skills are also laid in the preschool period. In the first book of the **Future** series, the aim of communication skills is social independence, social interaction, social cooperation, and contemporary communication methods.

All the elements of communication in order from simple to difficult, with visuals that children can perceive; line work, math skills, literacy skills, conceptual knowledge, painting, stickers, etc. were included in the pages to develop skills.




On this page presented as an example: Understanding emotions in communication, expressing them with appropriate words, coping with emotions, understanding and interpreting other people's emotions by looking at their facial expressions are the most basic level of communication. It is also supported by imitation skills.



Knowing what social rules mean and why they are necessary in communication provides motivation for complying with the rules. In this page, which is presented as an example, the reason for the "to be in a row" rule is explained and conceptual information is conveyed. The child develops small muscle development by repeating the concept of beginning and end at the same time while grasping the rationale of the social rule.



Elements that will facilitate and strengthen communication have been studied with different contents in ways that children can understand. As an example, on this page, the importance of cleanliness has been studied by emphasizing the communication-related aspect of being clean and well-groomed. Similarly, there are pages such as "My Contact Sentences".

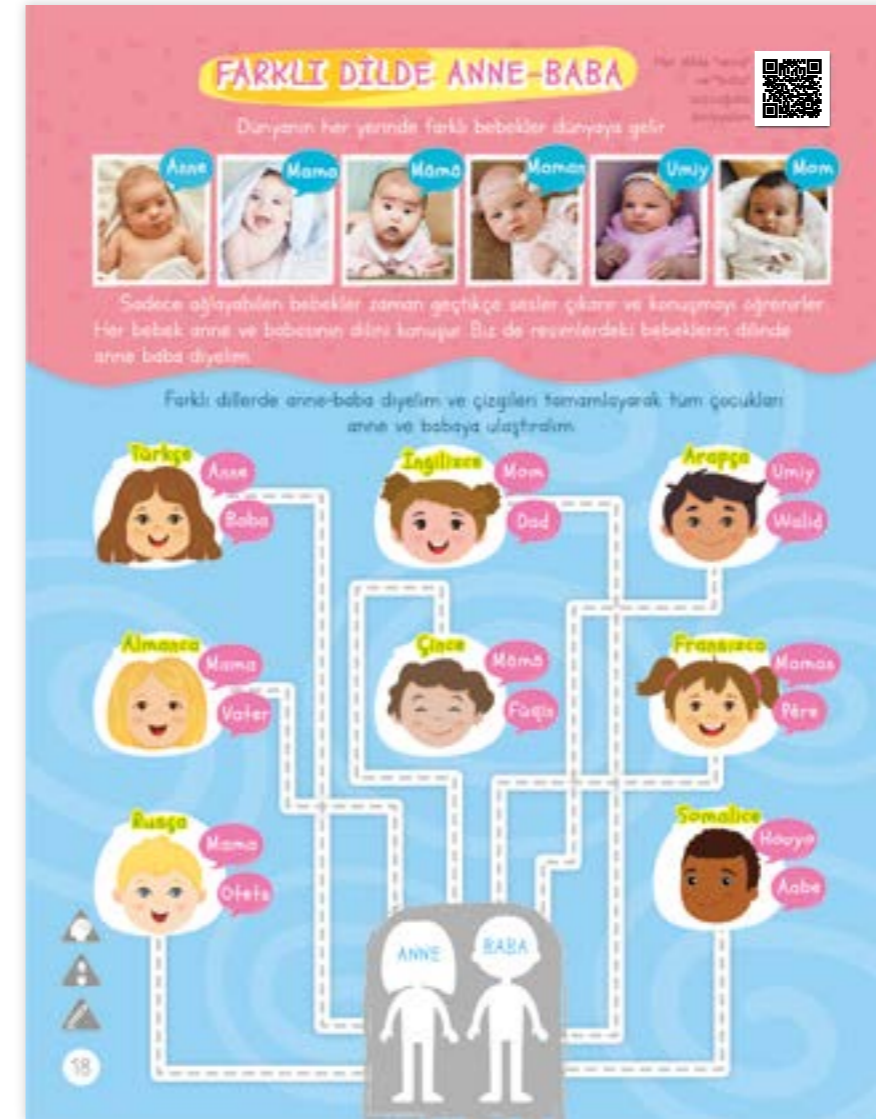


In this issue of the **Future** series, it is aimed to emphasize the importance of children growing up under the influence of the increasingly globalized world in the 21st century, recognizing different cultures and accepting these differences. The earlier these special issues can be addressed with children, the children can look to the future more broadly.

The pages will enable the children who are educated with this book to realize their own characteristics, to realize their external appearance, personal and social characteristics, people's behaviors, clothing, special days such as holidays, and the language they use, unlike themselves and their immediate surroundings, have been studied. In addition, values education such as respect, love, tolerance, sharing, and helping each other are included.



For example; this page discusses embracing the differences of people in our immediate surroundings. Being aware of the characteristics of these people who are so encountered in daily life, the importance of respecting their characteristics is gained. At the same time, concept information is processed by referring to opposite concepts. Values education is frequently included in the other pages of the Human Science Book.



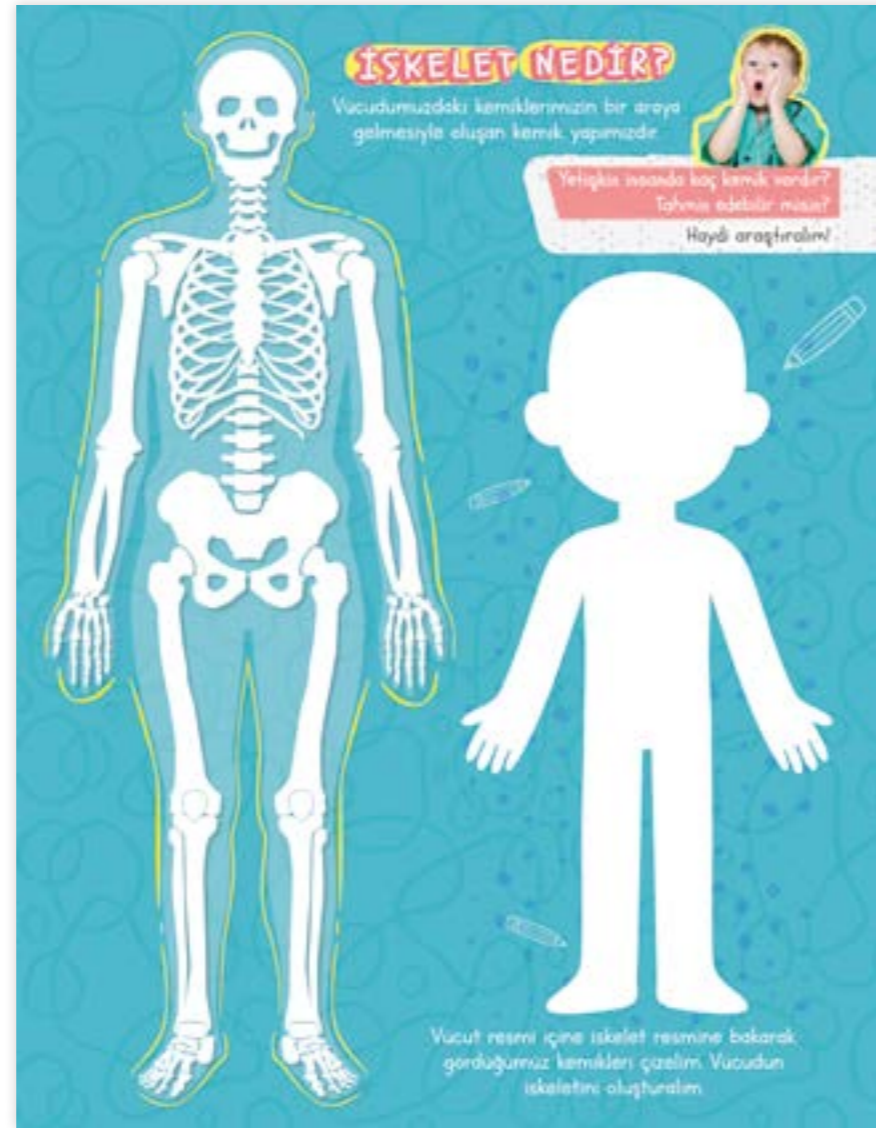
On this page, which is given as an example, it is aimed to introduce different languages as spoken languages and to raise awareness about them. As in the other pages, important differences such as clothing, appearance, meals, and holidays are discussed. On this page, the child is included in the page with linework.



Human is an individual being. Has own feelings, thoughts and behaviors. A person has a common area that he shares with others and a private area that is only his own. What is meant by this common and private area is actually feelings, thoughts, and behaviors. These are embodied with the environment, items, etc. on this page in a way that preschool children can understand. The subject of "My private parts about the body" is also covered here.



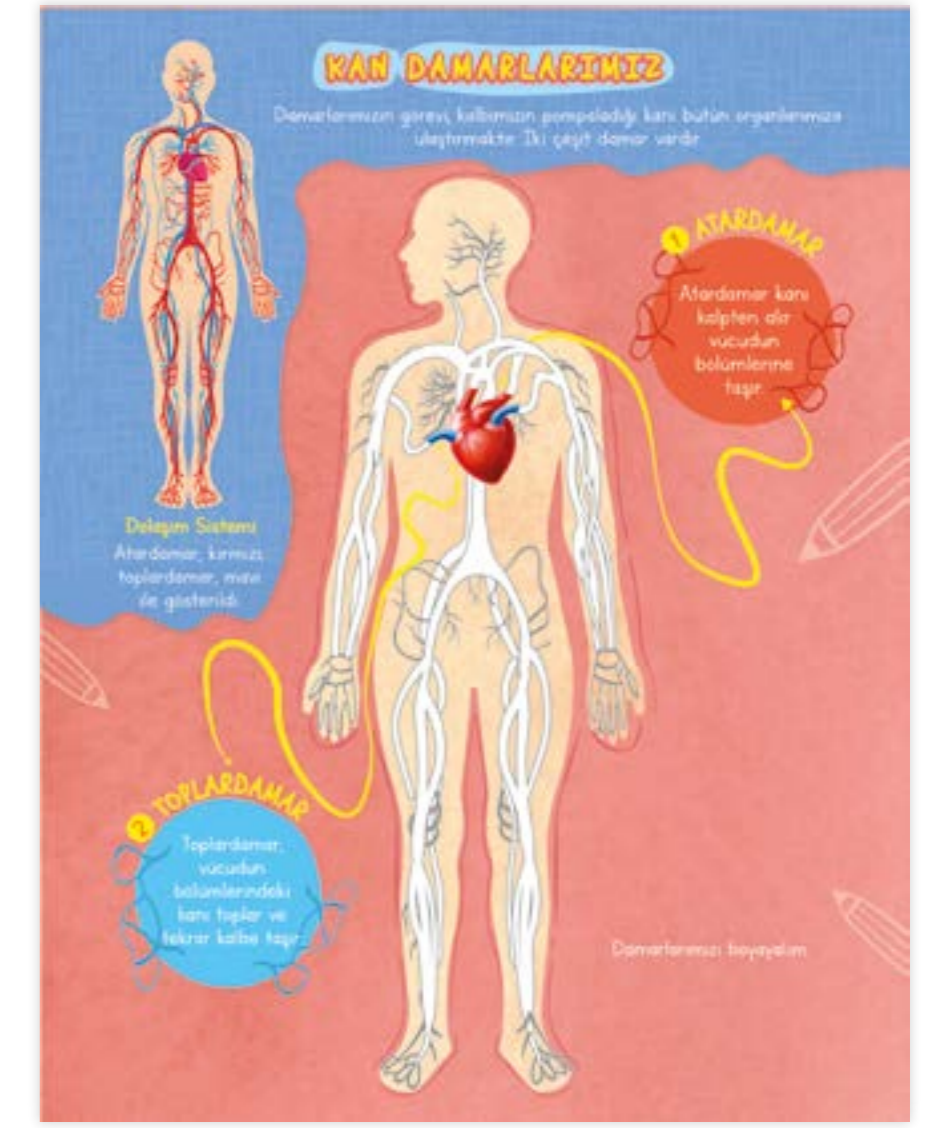
Being healthy has become an issue that needs attention for children who are in the most important period of growth and development, who are just making sense of the world, as it is at any age. In order to raise awareness of children about their own health, first of all, the body is introduced in general terms. In the Future series, the information that children need to know about their body health has been studied with clear visuals. With this book, educators will be able to answer many questions with visuals that children wonder.



The "bone structure" image on this page has been visualized in a way that can be easily understood and supported by questions that will arouse curiosity in children. On the following pages, topics such as "What do we do to make our bones strong and long?" is covered. At the same time, the child is included in the activity on the page with his drawing skills.



Special designs have been made so that children can participate in these subjects in a more funny way. Conceptual information is given. There are also pages with topics like our internal organs, muscle structure, etc.



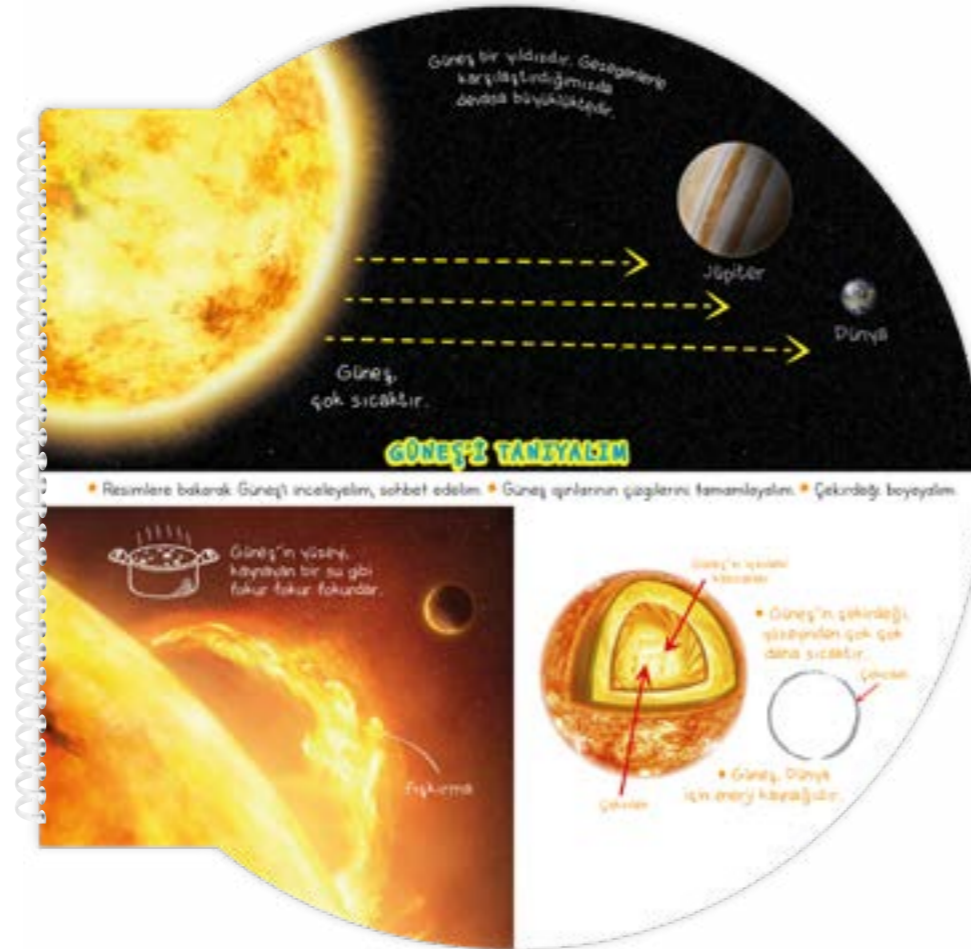
This page, was aimed to raise curiosity about our body, to convey information about the basic functioning, and to answer the question "What can we do about our health?"



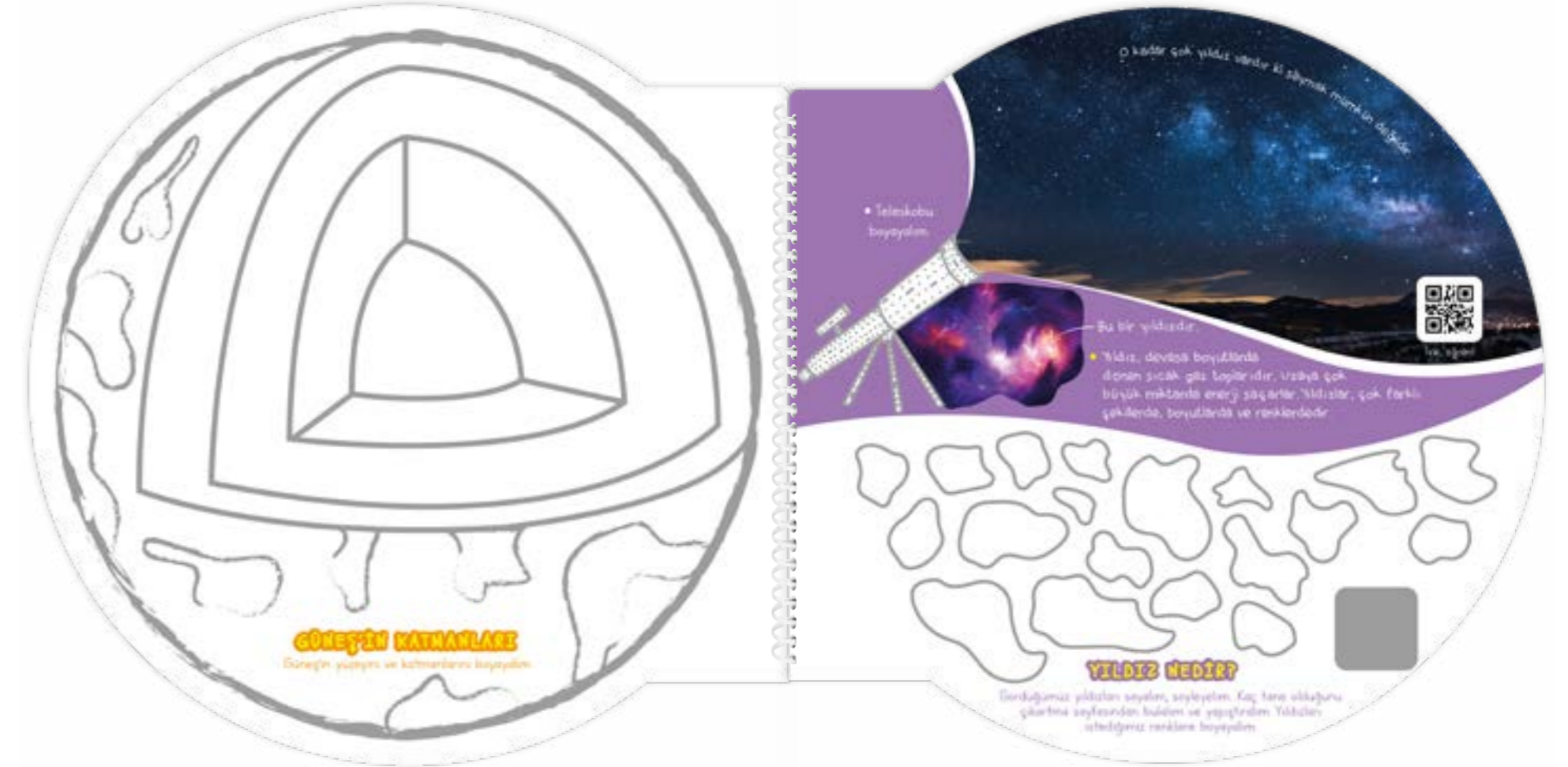
In the information age, children, like us, are exposed to a lot of information and try to understand them. In the beginning, they are curious and ask questions like a scientist. They can research their questions. Abstract information can be grasped more easily when visualized with objects and pictures.

In this book, which was designed with special measures, the subjects that children are most curious about are covered in detail. This book is 23 cm in diameter to fit in the same box as the other books in the series.

Scientific subjects have been simplified in accordance with the cognitive development of children, without departing from the correct information.



As on this page, all the elements in space that children are aware of have been studied in detail. Concept information and line studies etc. skills are included on the pages. The information that children will have difficulty in comprehending has been embodied by analogy.




The sun and planets were placed in a round format and prepared as a color and coloring page, making it easier for children to understand the subjects.

There is an instructional video about stars on this page. Just like here, the pages are supported by educational videos on different topics.




There are coloring pages of all planets in the book.



"Venus is the hottest planet in the Solar System. It is brown and yellowish in color."



Informative texts about the Earth's atmosphere were included and the "Refractioned Light Experiment" video was prepared.

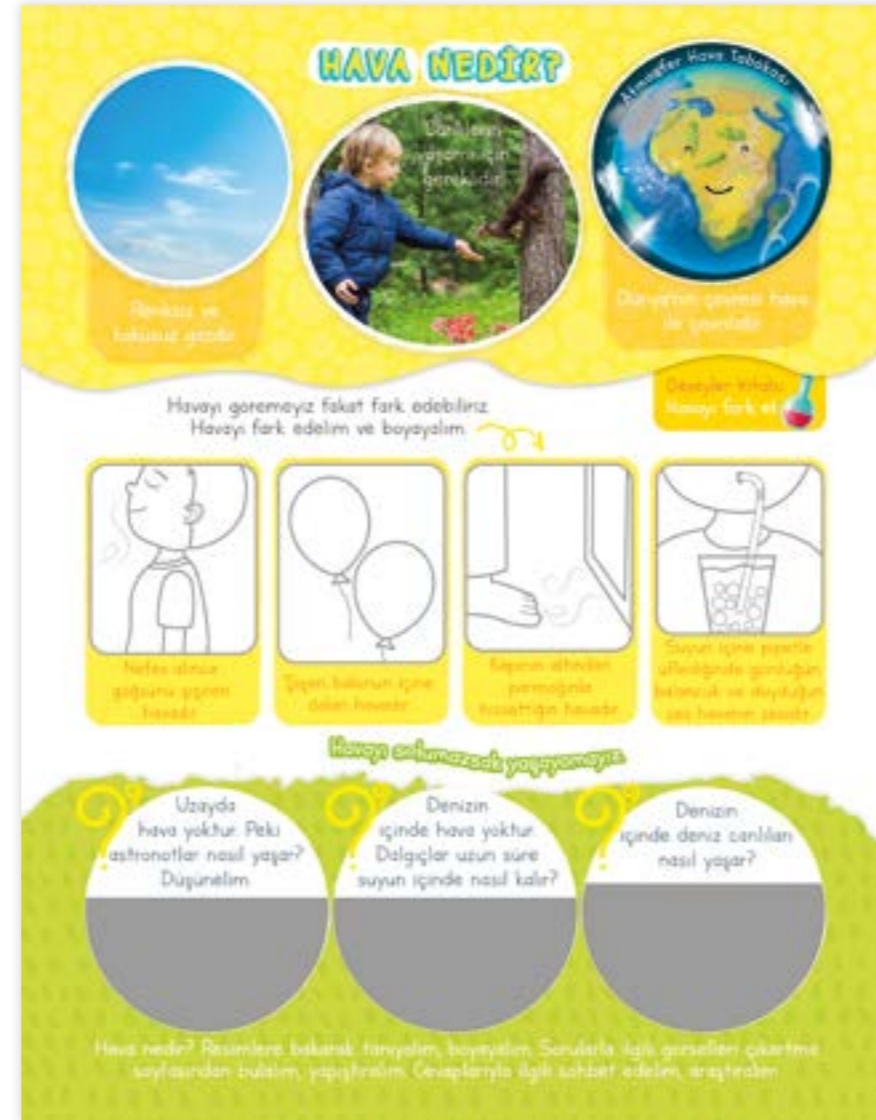


The order of the planets closest to the Sun is given and the movements of the Earth are explained.



In the 21st century, the place and importance of education, which is intertwined with science and aimed at developing scientific process skills, is indisputable. Noticing what is happening in the world and around us and processing it systematically improves our perspective and supports the development of our scientific process skills. This subject is very important for preschool children who are already asking questions like scientists, researching, wondering, observing, classifying, and comparing.

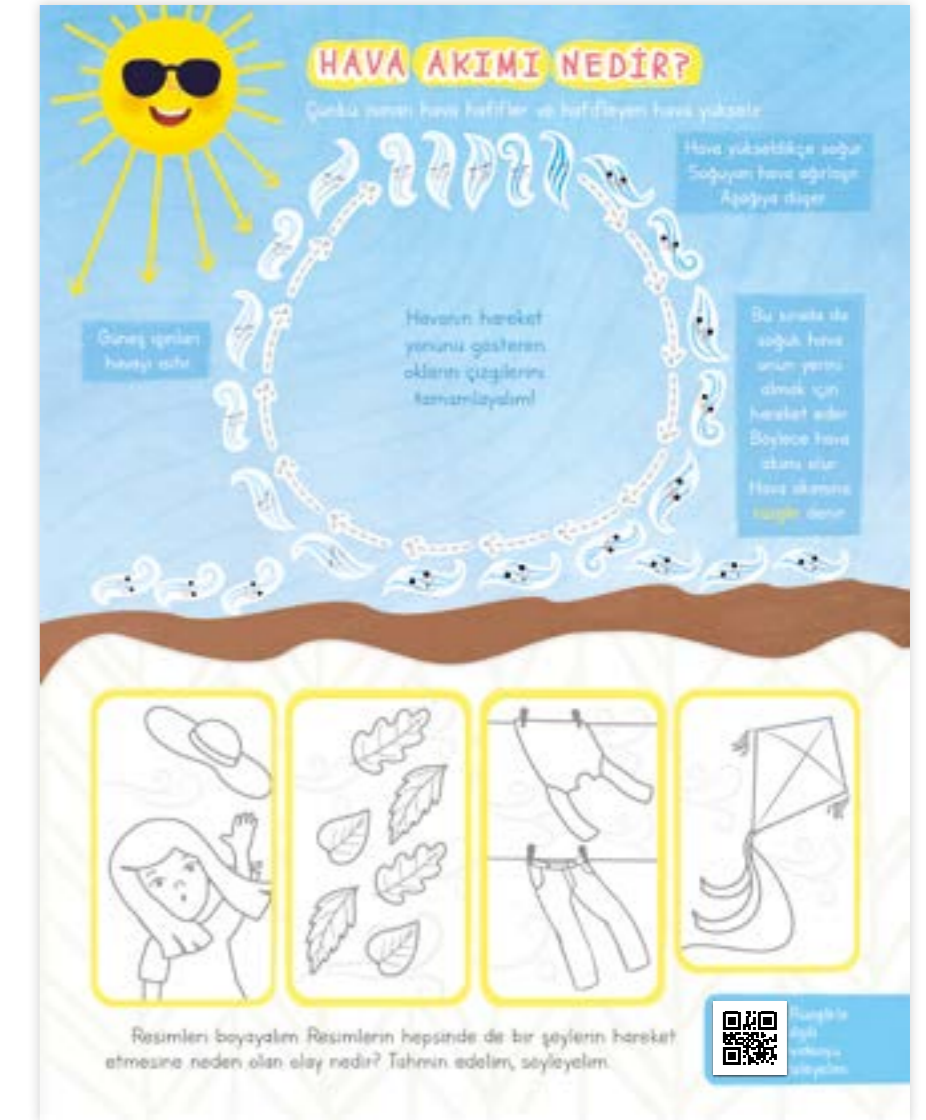
The following subjects related to science and nature are covered in this book: air, water, plants, animals, sound, light, force, and matter. Especially the last topic presents content about the measures that can be taken to protect our depleting natural resources.



Special pages where they can use all their five senses have been designed for such topics that children have difficulty in recognizing. In addition, examples were given to educators where they could easily convey this information. Experiential examples and experiments, in which children can notice these events with their five senses, have been studied.



As in these pages, questions that will prompt children to think and wonder were not answered immediately. The answers are given by research and experiments or visuals on the next page.



As in this page given as an example, the subjects were studied step by step. Child; comprehends line work, painting, and conceptual information.



The importance of raising productive generations in the 21st century is indisputably accepted. Producing countries gain economic power. It is valuable for our country that we educate the people of the future in this direction. With the development of technology, products that offer new solutions to many problems are produced. Engineering science and profession is the profession of the future in this regard. It is foreseen that in the future, more different branches of engineering may be formed. In this book; "Different engineering branches and production line", "What do engineers do?" etc. topics are discussed. It is aimed to raise awareness to children in every field starting from the problems in our environment and to gain a perspective of producing products that solve problems. Technological tools and skills that can be used for preschool children are included.




The subjects to be explained were embodied by using real visuals. An easier explanation was made by starting with the products that the children knew. Children are provided to be more conscious while looking at what is going on around them. Special events have been created for these pages with the activity plans prepared by child development experts for the Future Education Series.



For the introductory pages, the concepts that children know basically were used as clues. For example, on this page, by using the concept of color, it is ensured child easily grasps a subject that does not know by color matching. Likewise, the concept of numbers and shapes is frequently used in this book. This book is the last book in the series and is scheduled for May. At this point, it is planned that the conceptual knowledge and skills expected from children will be at the highest level according to their developmental level.



A problem is discussed on the "Where do engineers start?" page and a product is considered as the solution to this problem and implemented with children step by step. Just like in the STEM education plan, the child ultimately produces a product. Problems that are similar to the problem here and that children can produce for solutions have been studied. At the same time, the use of technological equipment and knowledge expected from engineers, equipment, technological tools, and skills that preschool children can use is gained.



This book, which includes preparatory studies for literacy, will be applied in accordance with daily plan activities throughout the education-teaching process. Line exercises are given from simple to difficult. It is aimed that children gain writing skills by recognizing all the sound symbols in our alphabet when they reach the end of the book. In addition to this broad subject, comprehension of sounds, words, and sentences has been studied.

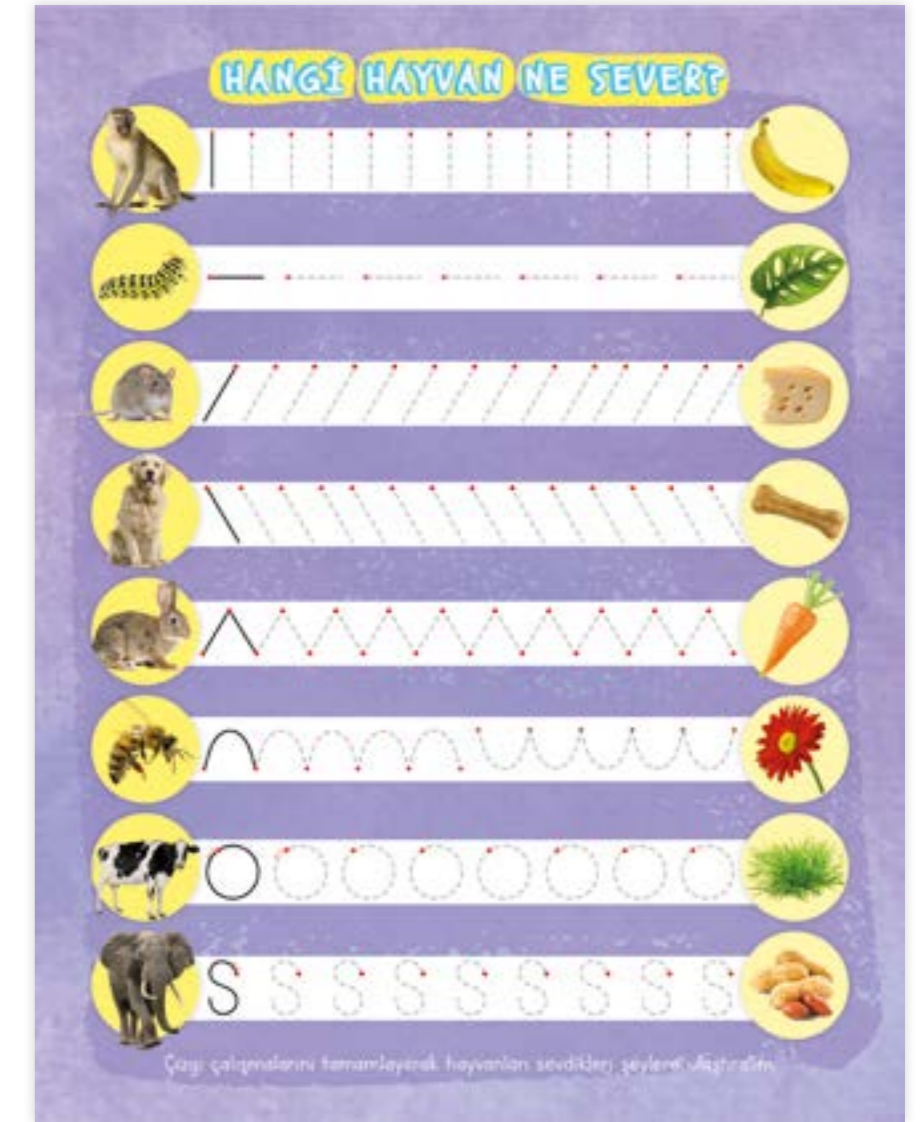
In the book, there are homophones and synonyms, rhyming sentences, riddles, nursery rhymes, and stories. On pages called "A new word", children are introduced to new words on a regular basis.



Reading and writing preparation page



Grammar Study



Line work to prepare for writing



In the book of Experiments, pages were studied to observe, recognize, name, distinguish, establish relationships, record data, make measurements, use numbers, make predictions, and conduct experiments like a scientist. Different experiments were studied in connection with the content of the sequential books in the series. Experiment videos about some experiments were specially shot. It is accessible via QR code or digital media. The activities of the experimental book's pages are included in the daily plans.

YUMURTAYI GÖZLEMLEYELİM!

Sayfadaki etkinliğe başlamadan önce çiğ yumurta, haşlanmış yumurta ve boş bir kase temin edelim. Çiğ yumurtayı gözlemleyerek bir kase içine kuralım. Haşlanmış yumurtanın kabuklarını soyalım.

Yumurta dokunulmaz. Sert mi?	<input checked="" type="checkbox"/> Evet <input type="checkbox"/> Hayır
Yumurta kokuyor mu? Sıcak mı?	<input checked="" type="checkbox"/> Evet <input type="checkbox"/> Hayır
Çiğ yumurta ile pişmiş yumurtayı kokuyalım. Hergisi kokuyor? Kokuşmuş mu?	<input checked="" type="checkbox"/> Evet <input type="checkbox"/> Hayır
Çiğ yumurta ile pişmiş yumurtanın kokusu aynı mı?	<input checked="" type="checkbox"/> Evet <input type="checkbox"/> Hayır
Çiğ yumurta ile pişmiş yumurtanın kokusu aynı mı?	<input checked="" type="checkbox"/> Evet <input type="checkbox"/> Hayır
Yumurta rengi beyaz mıdır?	<input checked="" type="checkbox"/> Evet <input type="checkbox"/> Hayır
Yumurta rengi sarı mıdır?	<input checked="" type="checkbox"/> Evet <input type="checkbox"/> Hayır
Yumurta rengi kırmızı mıdır?	<input checked="" type="checkbox"/> Evet <input type="checkbox"/> Hayır
Yumurta rengi siyah mıdır?	<input checked="" type="checkbox"/> Evet <input type="checkbox"/> Hayır
Yumurta rengi beyaz mıdır?	<input checked="" type="checkbox"/> Evet <input type="checkbox"/> Hayır
Yumurta rengi sarı mıdır?	<input checked="" type="checkbox"/> Evet <input type="checkbox"/> Hayır
Yumurta rengi kırmızı mıdır?	<input checked="" type="checkbox"/> Evet <input type="checkbox"/> Hayır
Yumurta rengi siyah mıdır?	<input checked="" type="checkbox"/> Evet <input type="checkbox"/> Hayır

Yumurta dölmeyip üzerine pul tiber ekleyerek tatlandırabilirsiniz. Bir de böyle deneyin!

Soruları dinleyelim ve gözlem-inceleme etkinliklerini sırasıyla yaptım. Evet için hik (✓), hayır için çarpı (X) işareti çizelim.

Observation page

ECENİN BİTKİ DENEYİ

Ecce sakaya bir çiçek tohumu ekti. Tohumun büyüebilmesi için gerekli olan Güneş ışığını, havayı ve suyu düzenli olarak almasını sağladı. Her 3 günde 1 kere fotoğrafını çekti. Resimleri inceleyelim.

İki gün

Büyüme aşamalarını elinizdeki iple ölçtükten sonra cetvelin üzerine ipi koyalım, uzunluğunu çizerek belirleyelim ve boyayalım. Diğerlerini de aynı şekilde ölçelim. Cetveli, çiçeğin uzunluğuna göre boyayalım.

Nasıl bir çiçek açtığını tahmin ederek resmini çizelim.

Compare, measure and recording data

BİR YANARDAĞ PATLAMASI


Malzemeleri hazırlayalım. Gerekli güvenlik önlemlerini alarak deneyi yapalım.

MALZEMELER:

- 1 litre su
- 1 litre su
- 1 litre su
- 1 litre su
- 1 litre su
- 1 litre su
- 1 litre su
- 1 litre su

Deneyin sonunda ne oldu? Yanardağ neye benziyordu? Tane göden bir şeyler oldu mu? Neden? Fıçırak kapuklar ne renk? Ne kadar yükseğe fırladı? Bu soruların cevaplarını düşünerek çizdiklerimizi memnu çizelim.

Experiment sheet



This book, which includes intensive mathematics studies, will be applied according to daily plan activities throughout the education-teaching process. In the beginning, the number writing pages from 1 to 20, which progressed with the series books, and the pages that support the pre-math skills after the comprehension of the numbers were studied.

Many topics are covered, from the concept of direction to numerical comparisons, from rhythmic counting to ten-rhythmic counting, from addition, subtraction, division, and multiplication with objects to operations with fractions. Measuring tools, coins, and clocks are covered extensively and with plenty of examples. In addition, attention and coding pages are included.

20'DEN GERİYE SAYMA

Çocuklar spor yaparken 20'den geriye sayıyor Biz de onlarla beraber 20'den geriye doğru ritmik sayalım Şekilleri gösterilen renklere boyayalım

Tabloda verilen yol, sıradaki renge ulaşıncaya Renkleri boyayalım Renk sırasını bozmadan sıradaki renge ulaşıncaya ulaşıncaya

Tabloda verilen yol, doğruya göre ulaşıncaya Renkleri boyayalım Renk sırasını bozmadan doğruya göre ulaşıncaya

Buğday Tarımı Çayırık

4 buğday ektim, 2 buğday eyme ulaşıncaya? Neden?

8 buğday ektim, 7 buğday eyme ulaşıncaya? Neden?

4 buğday ektim, 3 buğday eyme ulaşıncaya? Neden?

8 buğday ektim, 10 buğday eyme ulaşıncaya? Neden?

5 RAKAMINI TANIYORUM

Nereden sayalım Kağıt şiddetlerini sayalım 5 rakamının sayılarını tanıyalım

Hangi eşya 5 rakamı ile? Tabloya bakarak sayalım, kâğıtlara yazalım



With this book, activities are planned that will color the imagination of children. At the same time, painters and works that should be known about visual arts are discussed. In My Dream World, there are no topics related to other books. The reason for this is that children experience the process without worrying about a result by freely expressing both their hand skills, artistic feelings and thoughts.

VAN GOGH 1853 - 1890
Ünlü ressam, sarıyı "mutluluğun rengi" olarak ifade etmiştir. Yaptığı resimlerin çoğunda, bu rengin hakim olduğu görülmüştür.


Van Gogh'un "Yıldızlı Gece" tablosuna fotoğraftaki gibi tamamlamak için bir sonraki sayfada parçaları keselim ve doğru yerlere yapıştırabiliriz.

YUVARLA → YAPİŞTİR → TAMAMLA!

Yazmada krepin kâğıdı bulabiliriz!

Elmayı istediğimiz krepin kâğıdını koparıp yuvarlayarak yapıştırabiliriz, tamamlayalım!

Kuzunun yâsterini istediğimiz krepin kâğıdını koparıp yuvarlayarak yapıştırabiliriz, tamamlayalım!



This book, which is processed according to the calendar of certain days and weeks of the Ministry of National Education, will be used until the end of the education process. Two different pages were studied for each special day. In addition, digital stories related to the content of special days were added. In order for the educator to easily provide the attention and control of the students during the application, the digital stories were prepared by vocalising.

The pages are supported by real visuals, and the topics of certain days are discussed in an entertaining way, away from the ordinary.

There are sticker pages in the book and Turkish elders are also included.



Republic Day of Turkey



Oral and Teeth Health Week



Tourism Week



It has been prepared with special instructions for family members related to the subjects covered at school. During the education process, the relevant pages are torn off and sent with the children according to the daily plans. Works done with family members are sent to school the next day to be shared with the educator. Today, digital opportunities are available to everyone. The content of the newsletter, which will be shared with families on a monthly basis, has also been prepared in a way that can be used and shared in digital environments. **With this application, it is aimed not to waste national and natural resources unnecessarily and to leave a livable world to the children of the FUTURE by preserving the existing ones. Therefore, it is important.**

İNSANLAR FARKLI FARKLIDIR

Aile üyelerimizin boy uzunluklarını ebeveynimizle birlikte inceleyelim. Boy uzunluklarına dikkat ederek aile üyelerimizin resimlerini çizelim.

Örneğin, ailemizi çizelim. Annemizi ayrı uzunlukta olan çubuğu boyayalım.

Aile üyelerinden kim hangi rengi sever? Sevdikleri renkleri öğrenelim, her bir çiçeği her bir aile üyemizin sevdiği renge göre boyayalım.

İLETİŞİM CÜMLELERİM

Ebeveynimizle birlikte evde kullandığımız iletişim cümlelerini söyleyelim. Resimlere bakarak yaşadığın bu olayda hangi cümleleri söyledin? Okulda öğrendiğimiz cümleleri hatırlayalım, söyleyelim. Resimleri boyayalım. Kendi iletişim cümlemizi anlatan bir resim çizelim.

KAÇ YAŞINDASIN?

Aile üyelerimizin yaşları inceleyelim. Kaç yaşında olduklarını soralım, sohbet edelim. Çocukların yaşlarını söyleyelim ve boyayalım. Hikayeleri çizerek tamamlayalım.



QR's

You can access the set content by reading the QR codes with the applications you will install on your mobile devices.

EXPERIMENTS



Experimental studies were carried out on the subjects included in the books. Instructors will be able to use these experiment videos as an additional resource while covering the topics. These videos were prepared by a private science teacher. In order to gain the skills of recording data after the experiment, the study continues by using the experiment book.

EDUCATIONAL VIDEOS



The topics covered in the books were supported by real videos. These videos have been specially prepared to facilitate the transfer of achievements effectively and in a way that children can understand. Educators will be able to access these videos from all devices.

SONGS



There are songs specially prepared for the Future Education Series. Children will be able to both have fun and learn while having fun with these songs. Original songs supporting the topics covered were prepared with special animations.

STORIES



The topics covered in our training set were supported by stories. An audio story on special topics is made digitally available for each week.



Planet of Scholars



Product Information

BARCODE	9786056973871
ISBN	978-605-69738-7-1
AGE	5-6
INFORMATION	23x29,7 cm Spiral, American Binding, Saddle Stitch
CONTENTS	8 Workbooks (48-56 pages) Home Activities (144 pages) My Portfolio (46 pages) My World My Country My Region My Culture (60 pages) Attention Coding Algorithm (48 pages) Cut-Paste-Draw-Paint (100 pages) Progress Observation File (32 pages) Progress Report Certificate of achievement

Planet of Scholars

The Planet of Scholars 5-6 Years Preschool Education Set provides easy and effective use with its special size and spirals. The size of the books is 23x29,7 cm. Vegetable dyes suitable for children's health are used in the books. You can access videos and animated pages by scanning the **QR codes** on the pages with the application you will install on your phone.

The Planet of Scholars Preschool Education Set has been prepared in accordance with digital and distance education. The training set has **smart board** applications. You will be able to access all educational materials of the set (plan, bulletin, video, song, poem, book contents, smart board application, etc.) at **egitim.morelmayayincilik.com**.

Scan the QR code to access the educational content





CUT-PASTE and **OBSERVATION PAGES** are found at the end of the books.


You can improve children's scissoring skills by making a difference with cut-and-paste activities. In addition, you can improve children's observation and data recording skills with the pull-pull observation page next to the cut-paste page.



The most interesting topics are covered in the most entertaining way. You can access videos and animated pages on different topics by scanning the QR codes.



You can access the video, animated page, song, poem, etc. contents by reading the QR codes.



You can do hand-eye coordination exercises by using the specially prepared write-write-erase pages on the last page of each book.



Topics such as values education and our famous elders are carefully studied.



Concepts, mathematics and literacy preparation skills are frequently included.



With specially prepared STEAM education stories, you can enable children to participate in STEAM education by having fun.



Specially prepared animated different formation stories are included.



You will improve your art skills with the "Cut-Paste-Draw-Paint" Activity Book, which consists of art activities with lots of different activities.

GÜNLER
Dünyamızın kendi etrafında dönmesiyle oluşur.

Güneş Dünya

Hareketli sayfayı izleyelim. Biz de dünya gibi kendi etrafımızda dönelim!

Dünya çarkısını döneleyim!

Dünya kendi etrafında 24 saatte dönebilir.

24 saatte, bir GÜN başlar ve biter.

GÜNLERİN OLUŞUMU
Duvara bir ok yapıştırdım. Kolumu ok hesabına getirdim. Öğretmenimle birlikte 24'e kadar sayarak kendi etrafımızda dönelim. 24 döngüde ok hesabında olacak şekilde tekrar dönelim. Etanik bütçünde 24 daireyi boyayalım.

Abstract concepts are embodied with visuals and studied in a way that children could easily understand.

YAZILAR-HARFLER

Arkeolojik kazılarda bulunan kalıntılara göre; yazı çok çok eski zamanlardan beridir kullanılır.

ALFABEMİZ
Kullandığımız dildeki seslerin sembollerinin tamamına ALFABE denir.

Aa Bb Cc Çç Dd Ee Ff Gg Ğğ
Hh İi Jj Kk Ll Mm Nn Oo Öö
Pp Rr Ss Şş Tt Uu Üü Vv Yy Zz

ALFABEMİZ
28 Alfabemizdeki harflerin ayıllarını tablodan bulalım ve çizerek bekleştirelim.

Studies on preparation for literacy are given from simple to difficult.

ALTIGEN
6 Altıgen tanıyalım. Kırmızı noktadan başlayarak altıgen şekillerini tanımlayalım.

Altıgenin 6 kenarı ve 6 köşesi olur.
Altıgenin köşelerini kırmızıya boyayalım.

Bal peteklerinin etrafından parmağımızı geçelim.

10 sayısını tanıyalım. Sayfadaki çizimleri sırasıyla yapalım. On sayısını kitaba yazmadan önce, kitabın en sonunda yer alan yazı yazma kâğıdında yazıp silmeyi unutmayalım!

All of the geometric shapes have been studied by supporting them with animated pages.

On tane EV boyayalım.

Haydi, 10 parmak göstereyim.

10 sayılarını, çizgilerin üzerinden kalemle geçerek tamamlayalım.

10 sayısını parmağımızla takip edelim, boyayalım. 10 sayısının çizgilerini ok yönünde tamamlayalım.

10 SAYISI
10 sayısını tanıyalım. Sayfadaki çizimleri sırasıyla yapalım. On sayısını kitaba yazmadan önce, kitabın en sonunda yer alan yazı yazma kâğıdında yazıp silmeyi unutmayalım!

Figures and numbers were studied in the order in which children grasped mathematics.



MY WORLD, MY COUNTRY, MY REGION, MY CULTURE, Educational Activity Book

Product Information

BARCODE	9786050669404
ISBN	978-605-06694-0-4
AGE	4-6
INFORMATION	23x29,7 cm, Spiral Binding, 60 Pages
FEATURES	Acetate Page Scratch-Learn Pages Sticker Sheets Interactive Pages with QR Codes

My World, My Country, My Region, My Culture Educational Activity Book introduces children to the characteristics of their own culture and different cultures, and offers educators a planned, programmed and entertaining content. The fun and informative "My World, My Country, My Region, My Culture, Educational Activity Book" for children introduces the world, countries, historical structures and grown products according to the developmental characteristics of preschool children with its **acetate, scratch-learn, stickers and data matrix pages**. The book is effective with its special size and **spirals**, and provides easy use.

The inside of the cover contains the contents of the book. All of the content has been worked with real images. There are **acetate** pages in the book that children can learn while having fun. You can do different activities with these transparent pages. Many other activities such as **kitchen activity, experimentation and observation, and data recording** were systematically included.

It has been studied from general to specific with a flow such as **planets, earth, continents, countries, regions**. Activities that will enable children to perceive easily and participate actively are included. In addition, you will learn about **seven regions of our country** and various historical buildings, famous

foods and agricultural products! It is aimed to provide experiential education by reading the introduced musical instruments, the **QR codes** next to them and by listening to their sounds. There are many entertaining cultural activities related to some countries.

Educators can use this book throughout the school year by including it in their plans according to the developmental characteristics of children. In addition, the My World, My Country, My Region, My Culture Book has a special **daily plan program**. You can access this plan program with QR codes or at egitim.morelmayayincilik.com. you can reach.



Country Presentation




Region Presentation





There are pages that will enable children to participate in education by examining various historical structures and products grown in our country and making culinary activities with famous foods.



Participation was provided in different ways by using sticker sheets.



With the stretch-learn pages, learning new information on the pages has been made more fun.



There are acetate pages that children can learn while having fun. These pages have the feature that they can complete the worksheet due to their transparent texture.

Susam

Sumak

Kari

BAHARATLAR

Susam, kekik, kari ve sumak baharatlarını tanıyalım. Nerede yetişiyor? Bunları neyin üzerine dokunabiliriz veya neyin içine ekleyebiliriz? İstedüğümüz birinin resmini çizelim.

Gözlemledim.

Kokladım.

Tattım.

Dokundum.

İçittim.

Baharatlardan birini buraya çizelim!

46

Spices and grown products pages include observation skills and data recording activities.

MÜZİK ALETLERİ

Ülkemizde kullanılan bazı çalgı aletlerinin isimlerini resimlere bakarak söyleyelim ve tanıyalım. Farklı okularak seslerini dinleyelim. Nasıl sesler çıkarırlar? Taklit etmeye çalışalım.

Yaslılar

Baglama

Baglamayı boyyalan!

Darbuka

26

You can listen to musical instruments by scanning the QR codes on the pages.

MEXİKA

Carlos

Ben Meksika'da bir çocuğum. İsimim Carlos. Hoş merhaba!

"MARAKAS" Meksika'da yaygın olarak bilinen bir müzik aletidir.

Meksika'daki özel günlerde, renkli ve süslü çapkalar kullanılır.

Taco, Meksika'nın meşhur yemeğidir.

MEXİKA

Meksika kültürünü, resimleri inceleyerek tanıyalım. Marakastarı boyayalım ve karekodu okutarak sesini dinleyelim. Meksika çapkasını ve meşhur "Taco" yemeğini boyayalım.

49

Topics, supported by funny colors and real visuals.

TÜRKİYE HARİTASI

Haritayı inceleyelim. Ülkemizin, vatanımızın bölgelerini tanıyalım. Her bölgeyi renklerle boyayalım. Boyamamız bittiğinde aynadaki sayfasını çevirelim. Hangi bölgede hangi meyher tarh yapı yapı? Aynadaki sayfasına bakarak öğrenelim.

1 2 3 4 5 6 7

55

Planets, Earth, continents, countries and regions in my country: It has been prepared in a funny way in the principle of from general to specific with content suitable for the developmental characteristics of children.



**Researcher
Scholars**



RESEARCHER SCHOLARS 5-6 YEARS OLD TRAINING SET

Researcher Scholars is a Preschool Science Teaching Set for 5-6 years old. It has been prepared in accordance with the Ministry of Education Preschool Curriculum. It provides easy and effective use with its special size and spirals. The size of the books is 23x29,7 cm. Vegetable dyes suitable for children's health are used in the books. You can access videos and animated pages by scanning the **QR codes** on the pages with the application you will install on your phone.

Researcher Scholars Preschool Education Set has been prepared in accordance with digital and distance education. You will be able to access all educational materials of the set (plan, bulletin, video, song, poem, book contents, smart board application, etc.) at egitim.morelmayayincilik.com.

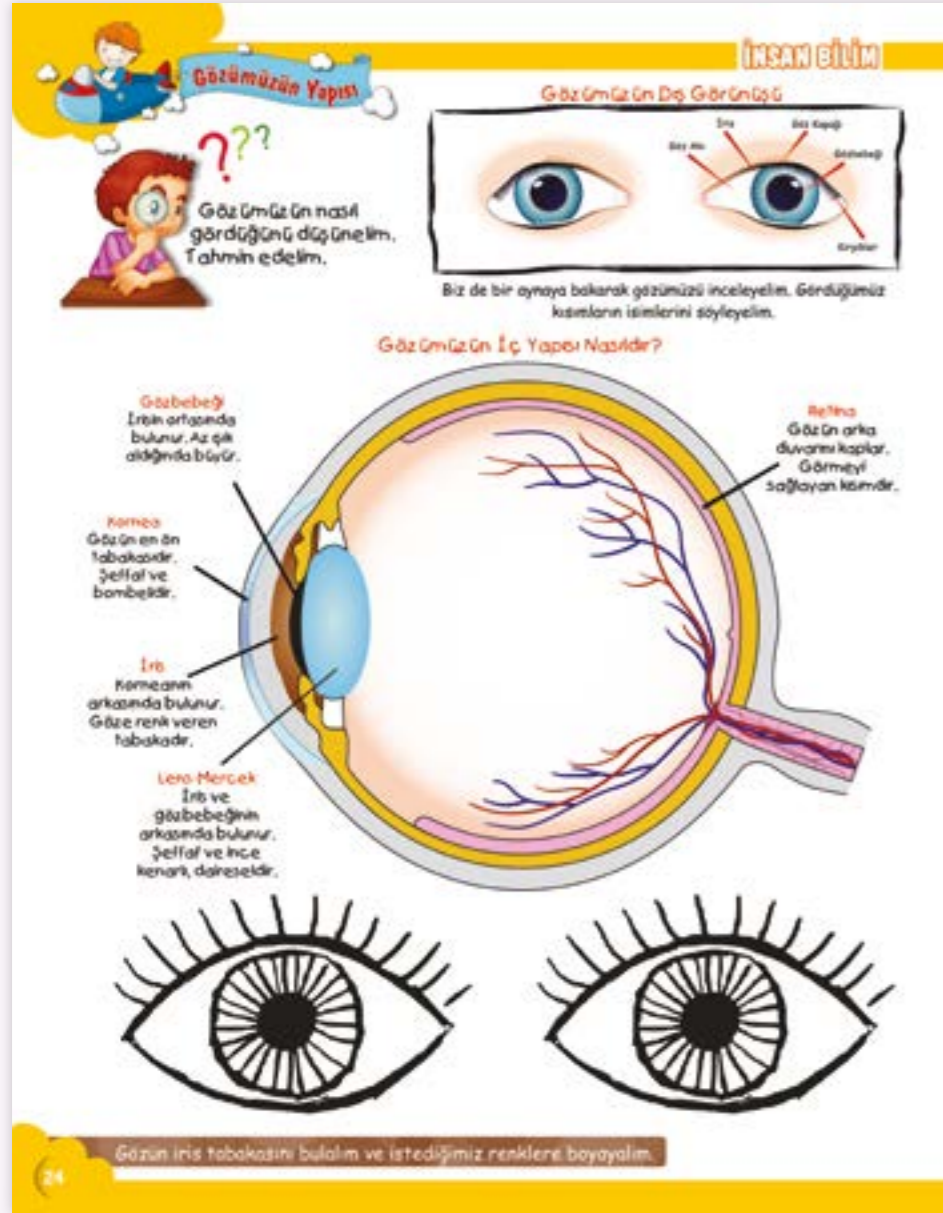


Product Information

BARCODE	9786052395394
ISBN	978-605-2395-39-4
AGE	5-6
INFORMATION	23x29,7 cm Spiral, American Binding, Saddle Stitch
CONTENTS	8 workbooks (56-64 pages) Art Activities (160 pages) Portfolio (56 pages) Home Activities (160 pages) Write Write Erase (36 pages) Intelligence Activities (48 pages) Progress Observation File Progress Report

Scan the QR code to access the educational content.





There are remarkable, interesting and entertaining works that support all developmental areas of children.



You can access animated pages on different topics by scanning the QR codes.



Values education subjects were handled with educational stories according to the age and developmental levels of children.



Topics that will develop artistic and cultural skills are covered.

TÜRK BÜYÜKLERİ

Türk Büyüğüm Atatürk

QR kodu ile ilgili hareketli sayfa videosunu izleyelim.

Mustafa Kemal Atatürk Kimdir?

Mustafa Kemal Atatürk 1881 yılında Selanik'te doğdu. Annesi Zübeyde Hanım'dır. Babası Ali Rıza Efendi'dir. Kız kardeşi Makbule Hanım'dır. Atatürk çok başarılı bir öğrenciydi. İlk öğrenimlerinden sonra askeri okullarda eğitimine devam etti. Asker olarak mezun oldu.

Mustafa Kemal Atatürk'ün Selanik'te doğduğu ev.

Annesi Zübeyde Hanım

Babası Ali Rıza Efendi

Kardeşi Makbule Hanım

Mustafa Kemal Atatürk ile ilgili bölümleri dinleyelim. Doğduğu evi gösterelim. Mesleğini söyleyelim. Annesi, babası ve kardeşini tanıyalım. Resimlerini kitabın arkasındaki çıkartmalardan bulalım, uygun çerçevelerin içine yapıştıralım.

59

Topics such as Our Famous Elders have been carefully covered.

1 Rakamını Tanıyorum

KAVRAM TANIMA

Haydi sen de arabayı al. 1 rakamın üzerinden arabıyla geç.

haydi pezenim

Haydi sen de arabayı al. 1 rakamın üzerinden arabıyla geç.

1 rakamını boyayalım. 1 rakamının çizgilerini tamamlayalım. Denize balık çıkartmalarından 1 tane yapıştıralım.

22

Concepts and mathematical studies are frequently included.

FONOLOJİK FARKINDALIK

-Ö Sesini Tanıyorum

akrep

otobüs

öğretmen

örümcek

oyuncak

elbise

ayrı

ördek

org

olta

öküz

Resimleri inceleyelim. -Ö sesi ile başlayan varlıkları bulalım. Daire içine alalım.

9

Studies on literacy preparation skills are frequently included.

Haydi, Güneş ışıklarındaki çizgi çabemaları tamamlayalım.

Kurbağaların kare kuyruk gezemeleri için çizgi çabemalarını tamamlayalım.

Our write-write-erase book has been prepared with special pages. It supports the development of hand-eye coordination with fun exercises.



**RESEARCHER
SCHOLARS TWO**



RESEARCHER SCHOLARS TWO 5-6 YEARS OLD TRAINING SET

Researcher Scholars Two is a Pre-School Science Teaching Set for 5-6 years old. It has been prepared in accordance with the Ministry of Education Preschool Curriculum. It provides easy and effective use with its special size and spirals. The size of the books is 23×29,7 cm. Vegetable dyes suitable for children's health are used in the books. You can access videos and animated pages by scanning the **QR codes** on the pages with the application you will install on your phone.

Researcher Scholars Two Pre-School Education Sets have been prepared in accordance with digital and distance education. The training set has smart board applications. You will be able to access all educational materials of the set (plan, bulletin, video, song, poem, book contents, smart board application, etc.) at egitim.morelmayayincilik.com.



Product Information

BARCODE	9786257132794
ISBN	978-625-7132-79-4
AGE	5-6
INFORMATION	23×29,7 cm Spiral, American Binding, Saddle Stitch
CONTENTS	8 Workbooks (48 Pages) Attention Coding Algorithm (56 Pages) Numbers and Mathematics (56 Pages) Home Activities (80 Pages) Write Write Delete (36 Pages) Progress Report Certificate of Achievement



Scan the QR code to access the educational content.





THE SHIP OF SCHOLARS



Product Information

BARCODE	9786056973895
ISBN	978-605-69738-9-5
AGE	4-5
INFORMATION	27×26,5 cm Spiral, American Binding, Saddle Stitch
CONTENTS	6 Workbooks (44-52 pages) Home Activities (72 pages) My Portfolio (48 pages) Attention Coding Algorithm (40 pages) Cut-Paste-Draw-Paint (100 pages) Progress Observation File (32 pages) Progress Report Certificate of Achievement

THE SHIP OF SCHOLARS 4-5 YEARS OLD TRAINING SET

The Ship of Scholars 4-5 Years Preschool Education Set provides easy and effective use with its special size and spirals. The size of the books is 27×26,5 cm. Vegetable dyes suitable for children's health are used in the books. You can access videos and animated pages by scanning the QR codes on the pages with the application you will install on your phone.

The Ship of Scholars Preschool Education Set has been prepared in accordance with digital and distance education. The training set has **smart board** applications. You will be able to access all educational materials of the set (plan, bulletin, video, song, poem, book contents, smart board application, etc.) at **egitim.morelmayayincilik.com**.



Scan the QR code to access the educational content.





Educational contents are supported by real images.



Concepts and math skills are frequently included.



Topics such as our famous elders have been carefully studied.



Line works are frequently included. Geometric shapes were studied by supporting them with animated pages.



With My Attention Coding Algorithm Book, you can do activities that will support children's left brain development.



With the write-write-erase pages on the back of the books, it has become more fun to practice holding a pencil and drawing.



With story animations, sticker pages, cut-paste pages and many more innovations, children will have fun and participate in education.



Animated formation stories that are different from each other and specially prepared are included.



**TRAIN OF
SCHOLARS**



TRAIN OF SCHOLARS 3-4 YEARS OLD TRAINING SET

Train of Scholars 3-4 Years Preschool Education Set provides easy and effective use with its special size and spirals. The size of the books is 26x26 cm. Vegetable dyes suitable for children's health are used in the books. You can access videos and animated pages by scanning the **QR codes** on the pages with the application you will install on your phone.

Train of Scholars Preschool Education Set has been prepared in accordance with digital and distance education. The training set has **smart board** applications. You will be able to access all educational materials of the set (plan, bulletin, video, song, poem, book contents, smart board application, etc.) at **egitim.morelmayincilik.com**.

Product Information

BARCODE	9786056973888
ISBN	978-605-69738-8-8
AGE	3-4
INFORMATION	26x26 cm Spiral, American Binding, Saddle Stitch
CONTENTS	6 Workbooks (44-52 pages) Home Activities (72 pages) My Portfolio (48 pages) Cut-Paste-Draw-Paint (100 pages) Progress Observation File (32 pages) Progress Report Certificate of Achievement



Scan the QR code to access the educational content.





Children will learn concepts much more easily and effectively with watch and learn! You can access videos and animated pages about the subjects by using the watch and learn QR codes on the page or at egitim.morelmayayincilik.com.



Concepts, mathematics and literacy preparation skills are frequently included.



Educational contents are supported by real images.




Animated formation stories that are different from each other and specially prepared are included.




Receptive language development studies were studied with different and remarkable visuals and supported by sticker pages.



With Cut-Paste pages and many other innovations, children will have fun and participate in education.



The Cut-Paste Draw and Paint Activity Book, which consists of different art activities with plenty of activities and pull-pull features, develops children's art skills.



With the write-write-erase pages on the back of the books, it has become more fun to practice holding a pencil and drawing.



THE FIDGETY SCHOLARS



Product Information

BARCODE	9786052395431
ISBN	978-605-2395-43-1
AGE	3-4
INFORMATION	23x29,7 cm. Spiral, American Binding, Saddle Stitch
CONTENTS	5 Workbooks (40 pages) Home Activities (96 pages) Portfolio (48 pages) Progress Observation File (32 pages) Progress Report



THE FIDGETY SCHOLARS 3-4 YEARS OLD TRAINING SET




The **Fidgety Scholars** 3-4 Years Old Preschool Education Set provides easy and effective use with its special size and spirals. The size of the books is 23x29,7 cm. Vegetable dyes suitable for children's health are used in the books.

The **Fidgety Scholars** Pre-School Education Set has been prepared in accordance with digital and distance education. You will be able to access all educational materials of the set at **egitim.morelmayincilik.com**.

Scan the QR code to access the educational content.



RESİM EŞLEŞTİRME




Aynı olan eşyaları, çizgileri tamamlayarak eşleştirilm.



The topics are prepared in a funny way from simple to difficult so that children can easily grasp the information.

KAVRAM TANIMA



Kırmızı olan elmaları yuvarlak içine alalım. Ortadaki elmayı kırmızıya boyayalım.



With the concept recognition pages, acquisitions suitable for the age groups of the children are given.

DEĞERLER EĞİTİMİ



Hayvanları sevelim. Onları besleyelim. Biz de kuşlar için yemleri boyayalım. Köpek için kemik çizelim. Kedi için çıkartma sayfasından süt kabını yapıştıralım.



Values education pages and educational topics are included.

ÇİZGİ ÇALIŞMASI





Haydi! Taksi bekleyen çocukları taksiye ulaştırmak için çizgi çalışmalarını tamamlayalım.



The pages contain studies that will support children's small muscle development.


KAVRAM TANIMA

5 rakamını tanıyalım. Parmağımızla 5 rakamının üzerinden geçelim. 5 rakamını boyayalım. Hangi kutuda 5 tane hayvan var? Sayalım, söyleyelim.

Math activities have been studied with funny visuals for easier perception.


PROBLEM ÇÖZME



Çocukları yiyeceklere götürecek yol bulmacasını çözelim, çözelim.

Intelligence game pages contribute to the development of children's problem-solving skills and self-confidence.

GÖRSEL DİKKAT




Her sıradaki balıklara dikkatlice bakalım. Aralarında diğerlerinden farklı olanı bulalım.

The Home Activity Book enables parents to work with their children.

KAVRAM TANIMA

Büyük balığın yanındaki küçük balığı çıkarılma sayfasından çıkarıp yapıştıralım. Büyük olan balığı göstereyim. Küçük olan balığı göstereyim.



Working with sticker sheets has been made more fun.



CUTE CUTE



Product Information


BARCODE	9786257132831
ISBN	978-625-7132-83-1
AGE	2-3
INFORMATION	29x29 cm Spiral, Saddle Stitch
CONTENTS	3 Workbooks (48 Pages) Exercise Book (56 Pages - 4 of pages are embossed) Progress Report Certificate of Achievement

CUTE CUTE

2-3 YEARS OLD TRAINING SET

The **Cute Cute** 2-3 Years Preschool Education Set provides easy and effective use with its special cut and spirals. The books are prepared in the shapes of their own special characters. Vegetable dyes suitable for children's health are used in the books. You can access videos and animated pages by scanning the **QR codes** on the pages with the application you will install on your phone.

The **Cute Cute** Preschool Education Set has been prepared in accordance with digital and distance education. You will be able to access all educational materials (plan, bulletin, video, song, poem, book contents) belonging to the set at **egitim.morelmayincilik.com**.



Scan the QR code to access the educational content.



CUTE CUTE BOBI

1st Book



There are songs and animations specially prepared for the set.



Studies that improve self-care skills such as tooth brushing and hand washing are included.



There are matching exercises that improve attention skills

CUTE CUTE PANI

2nd Book



There are matching exercises that improve communication skills



Educational and informative topics are supported by real visuals.




Coloring pages that support fine motor development and art skills are included.

CUTE CUTE KUBI

3rd Book



Many pages contain rhymes related to the work done.



There are many concept recognition pages selected according to the age group.




There are educational animated pages supported by animations.

CUTE CUTE EXERCISE BOOK



The first four pages of the exercise book are embossed.



In the books, there are studies that teach the main colors



Learned concepts are reinforced by repetition with new studies.



STEP BY STEP TO KNOWLEDGE



Product Information

BARCODE	9786258140590
ISBN	978-625-8140-59-0
AGE	4
INFORMATION	23x29,7 cm Spiral, American Binding, Perforated
CONTENTS	6 Main Books (48 Pages each) Step by Step to Special Days (72 pages) Step by Step to Mathematics (68 pages) Step by Step to Art (107 pages) Home Activities (140 pages) My Portfolio (56 pages) Step by Step Coding Algorithm (40 pages) Progress Report Certificate of Achievement

STEP BY STEP TO KNOWLEDGE 4 YEARS OLD TRAINING SET

Step By Step to Knowledge is a Preschool Science Teaching Set for 4 years old. It has been prepared in accordance with the Ministry of Education Preschool Curriculum. It provides easy and effective use with its special size and spirals. The size of the books is 23x29,7 cm. Vegetable dyes suitable for children's health are used in the books. You can access videos and animated pages by scanning the **QR codes** on the pages with the application you will install on your phone.

Step By Step to Knowledge Preschool Education Sets have been prepared in accordance with digital and distance education. The training set has smart board applications. You will be able to access all educational materials of the set (plan, bulletin, video, song, poem, book contents, smart board application, etc.) at egitim.morelmayayincilik.com.

Scan the
QR code to
access the
educational
content.



Step by Step to Knowledge 1



Step by Step to Knowledge 2




Step by Step to Knowledge 3



Step by Step to Knowledge 4



Step by Step to Knowledge 5



Step by Step to Knowledge 6



Step by Step to Mathematics



Step by Step to Art



Step by Step Coding Algorithm



Step by Step to Special Days



My Portfolio



Home Activities



Progress Report



Certificate of Achievement

1 2 3 4

↑ ↓ → ←

1	3	4	2	2	4	4
3	3	1	2	1	2	4

22 1,2,3 ve 4 rakamlarının belirttiği okların yönlerini inceleyelim. Tablodaki sayılara, doğru okları çizelim.

With Step by Step Coding Algorithm Book, you can do activities that will support children's left brain development.

OKULDA NE YAPILIR?

Yemek yerim. Öğretmenimle selamlaşırım. Kahvaltı yaparım.

Oyun oynarım. Masık diler, dans ederim. Okulumu seviyorum. Çünkü çok şey öğreneyim.

Kitap okurum, dilerim. Oyuncakımı paylaşıyorum. Resim yaparım.

Resimlerde çocukların yaptıkları etkinlikler gösteriliyor. Resimleri inceleyelim, bu okulda neler yapıyoruz? Anlatalım. Okulda yaptığımız etkinliklerin resimleri arasından seçelim, kutularını boyayalım.

Educational contents are supported by real images.



CIM and CIMCIME
English Preschool Activity Book



Product Information

BARCODE	9786056932304
ISBN	978-605-6932-30-4
AGE	3-4
INFORMATION	27x19,5 cm. Wire Stitch
CONTENTS	Workbook (88 pages) Coloring Book (16 pages) EnGo Game 84 Word Cards 1 CD


CIM AND CIMCIME ENGLISH PRESCHOOL ACTIVITY BOOK

With **Cim and Cimcime**, it is aimed that preschool children comprehend basic English words, make simple sentences in English, and develop an awareness of the English language. Active participation of children is provided with listening, showing by touching, painting, sticking, matching, and making it fun with drawing and games.

The Coloring Book allows the child to repeat the words learned about the units studied with fun. The purpose of English Vocabulary Cards is to entertain and repeat new words. English Vocabulary Cards were prepared according to the units in the workbook. As the trainer processes the units, they can repeat the new words learned by using these cards.

EnGo game is specially prepared for Cim and Cimcime English Preschool set by Mor Elma Publishing's expert team. EnGO enables preschool children to have fun while learning English and to have positive emotions despite learning a foreign language. Like every game, EnGo has some simple game rules. How to play EnGo is located behind the EnGo game surface.



Scan the QR code to access the educational content.





WORKBOOK

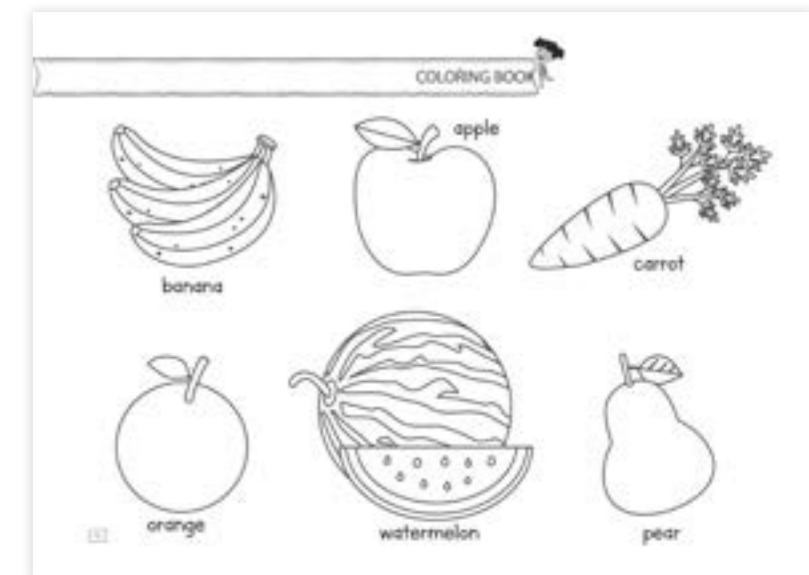


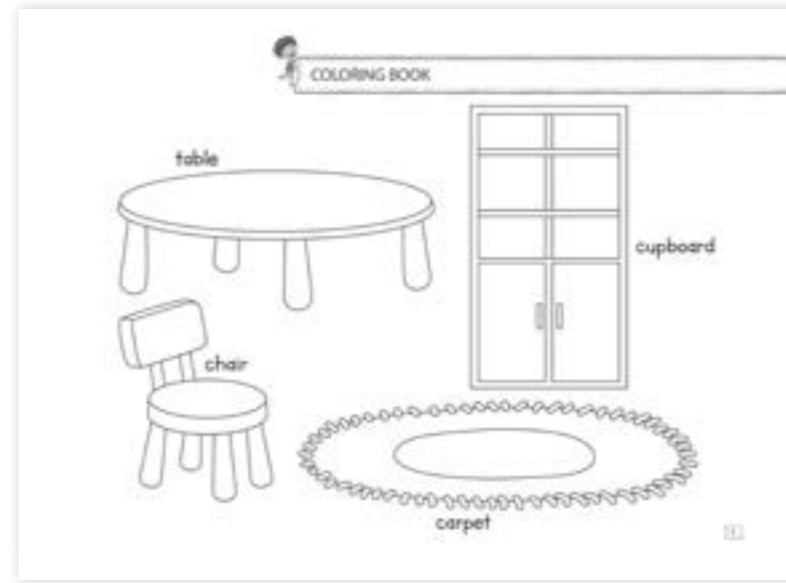
Cim and Cimcime English workbook; it develops the ability to understand and express all basic topics in English, such as speaking in simple sentences, basic concepts, self-related characteristics, and close environmental factors.



English vocabulary learning cards are prepared according to the units in the workbook. Language cards ensure that the education is permanent with the possibility of repetition.

Game of EnGO

The specially prepared **EnGO** game allows children to have fun while learning English and create positive feelings towards learning a foreign language. How to play the game is located behind the EnGO playing surface.



COLORING BOOK

The coloring book allows the child to repeat the words learned about the units studied with fun.

